

Venomous Sandboards (1998) - Dr Dune Speed Wax
Hand drawn scanned and produced in illustrator/photoshop

Thank you for viewing my illustration portfolio

This is only a small portion of work I have created over the last 33 + years. I like to be creative and challenge myself.

Thanks, Pete

illustration [il-uh-strey-shuhn]

a precise, detailed graphic representation of an object or system that communicates how it functions or is constructed. Using standardized symbols, units, and views to guide manufacturing or construction.



portfolios



logo



photoshop





technical illustration




"Clients are the difference between design and art."

— Michael Bierut, typographerr

Otter Creek Press (2009) - Dragon Pawns & Impatient Fire book cover
Hand drawn scanned and produced in photoshop



Otter Creek Press (2005) - Vegas Vampires book cover
Produced in adobe illustrator/photoshop



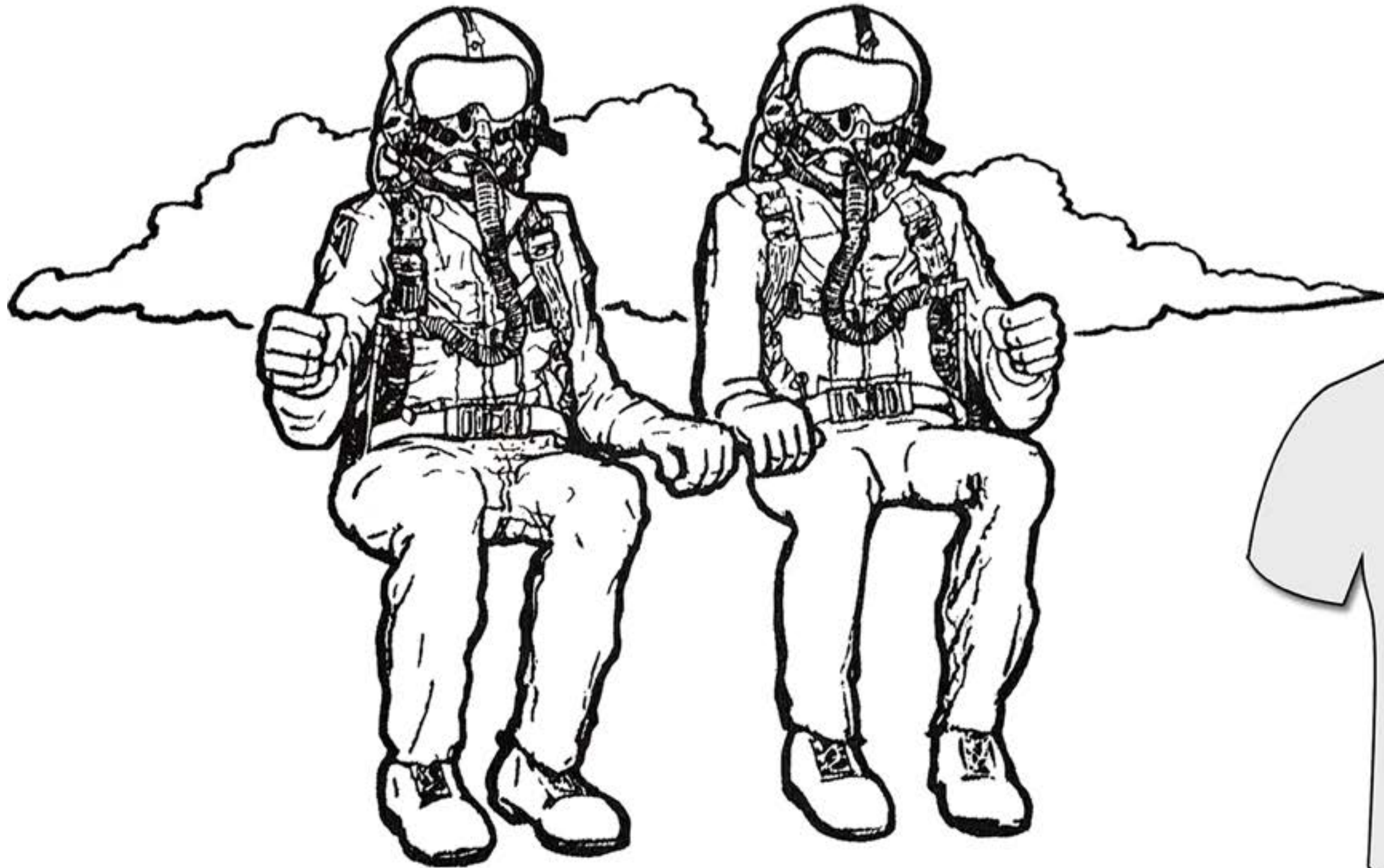
Otter Creek Press (2005) - Wizard Sword book cover
Dergie (dragon), lute, sword and hand, produced in adobe illustrator/photoshop



Frank Olivas (1988) - StealthBomber t-Shirt

Hand drawn


Northrop tried to terminate Frank Olivas for releasing this, prior to unveiling of the B2 bomber, Northrop withdrew once the image was shown



X-West Desert Wear (1987) - Mojave Desert Beach Club t-Shirt
Hand drawn and old style peel and stick percentage screens



ISP Cruises (2008) - Sign Club Delfin
Hand drawn scanned and produced in illustrator



Maritime Associates (2006) - Electric Shock, Drowning poster
Hand drawn scanned and produced in adobe illustrator/photoshop



Electric Shock, Drowning or Serious Injury

Vital actions on discovery of an electric shock, drowning or serious injury casualty

<p>Electric Shock</p> <p>Identify the severity of injury from electric shock as listed in the table. The higher the voltage the more serious the injury is likely to be and the greater the danger of death or serious injury. Do not touch the casualty or anything they are holding using the correct safe working practices. Do not touch the casualty or anything they are holding using the correct safe working practices. Do not touch the casualty or anything they are holding using the correct safe working practices.</p>	<p>Drowning</p> <p>Assess the casualty for the signs of life. If the casualty is not breathing, start artificial respiration immediately. If the casualty is not breathing, start artificial respiration immediately. If the casualty is not breathing, start artificial respiration immediately.</p>
<p>Serious Injury</p> <p>The most common cause of serious injury is a fall from height. If the casualty is seriously injured, do not move them unless it is absolutely necessary. If the casualty is seriously injured, do not move them unless it is absolutely necessary.</p>	<p>Serious Injury</p> <p>The most common cause of serious injury is a fall from height. If the casualty is seriously injured, do not move them unless it is absolutely necessary. If the casualty is seriously injured, do not move them unless it is absolutely necessary.</p>

The ABC of resuscitation - Airway - Breathing - Circulation

SHOUT FOR HELP - REMOVE FROM DANGER

<p>A CHECK RESPONSE</p> <p>Check for response by shouting, gently shaking and asking 'Are you OK?'</p> <p>OPEN THE AIRWAY</p> <p>• Lay the casualty on their back • Lift the jaw • Look for the airway • Check for any obstruction</p>	<p>B CHECK BREATHING</p> <p>• Look for chest rise and fall • Listen for breath • Feel for breath on your cheek • If breath is not breathing, start artificial respiration immediately</p>	<p>C CHECK PULSE</p> <p>• Check for a pulse at the carotid artery • If no pulse, start CPR • If a pulse is present, start first aid for the injury</p>
--	--	---

© Maritime Associates, Inc. An ISM Code Safety Poster

Luce Canons (2001) - Propolis Inside of CD cover
Produced with adobe illustrator/photoshop

